

ROSSBRIN

21 city townhomes elegantly designed in the heart of Langley City



Prices starting at \$569,900

Call today to book a showing!

Patrick Kerr

Office (604)-533-3231

Cell (604)-809-1141

Fax (604)-533-7288

pjkerr1@telus.net

Travis Tournier

Office (604)-533-3231

Cell 1 (604)-845-8586

Fax (604)-533-7288

travistournier84@gmail.com

SITE PLAN

21 UNITS TOTAL



THE BUILDER RESERVES THE RIGHT TO MAKE MODIFICATIONS & CHANGES SHOULD THEY BE NECESSARY.

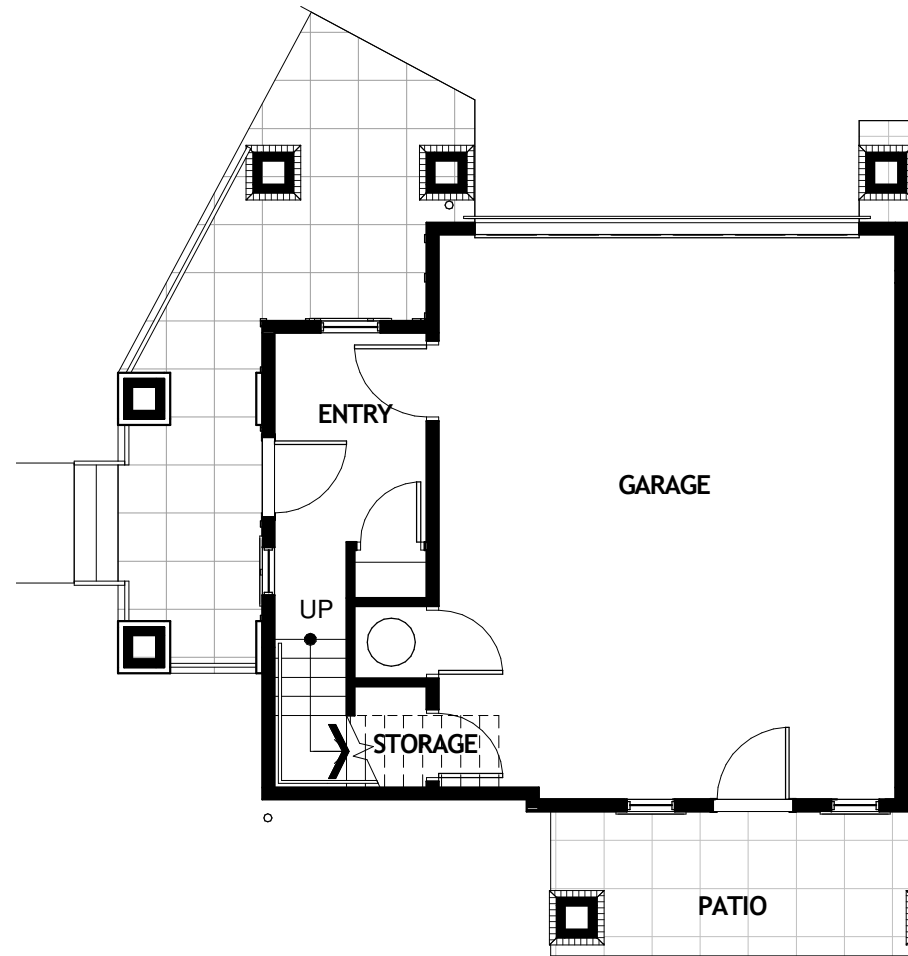
PLAN - A

3 BED + DEN:

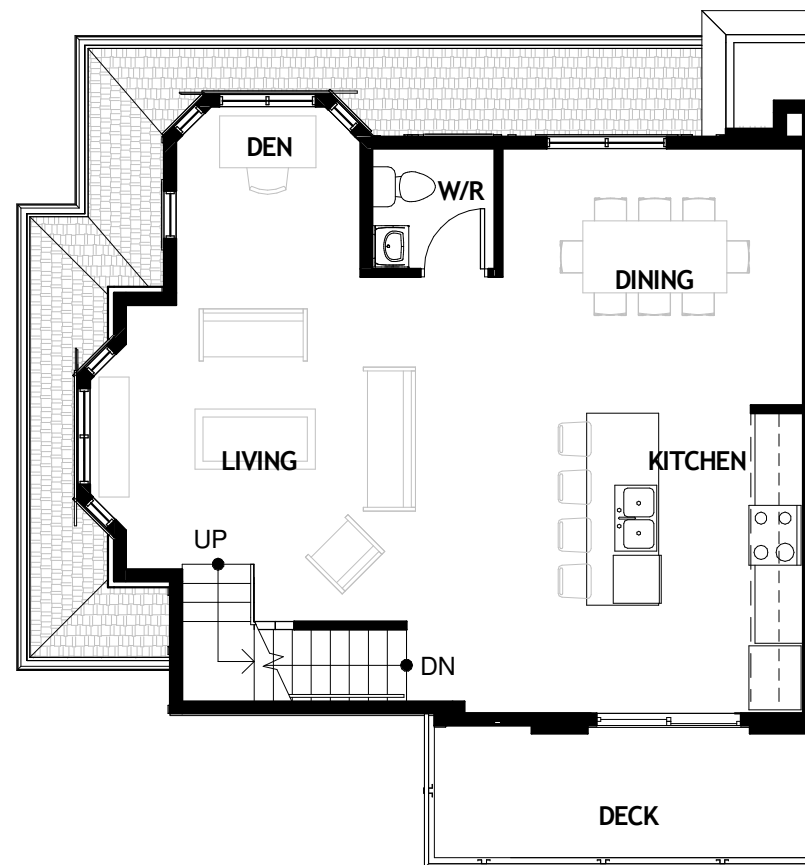
OF THIS UNIT - 1 UNITS (UNIT #21)

TOTAL FINISHED AREA = 1,520 S.F.

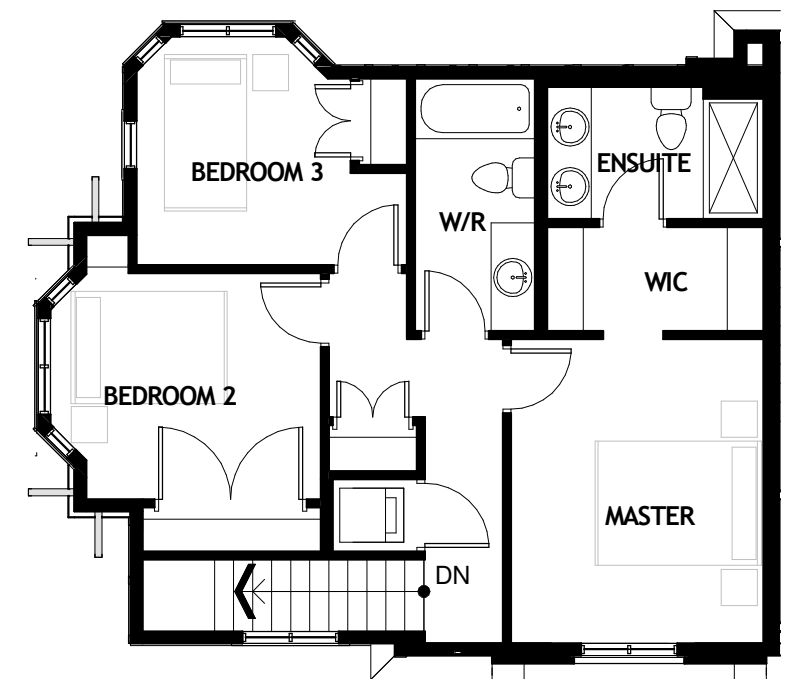
GARAGE AREA = 504 S.F.



1st Floor:



2nd Floor:



3rd Floor:

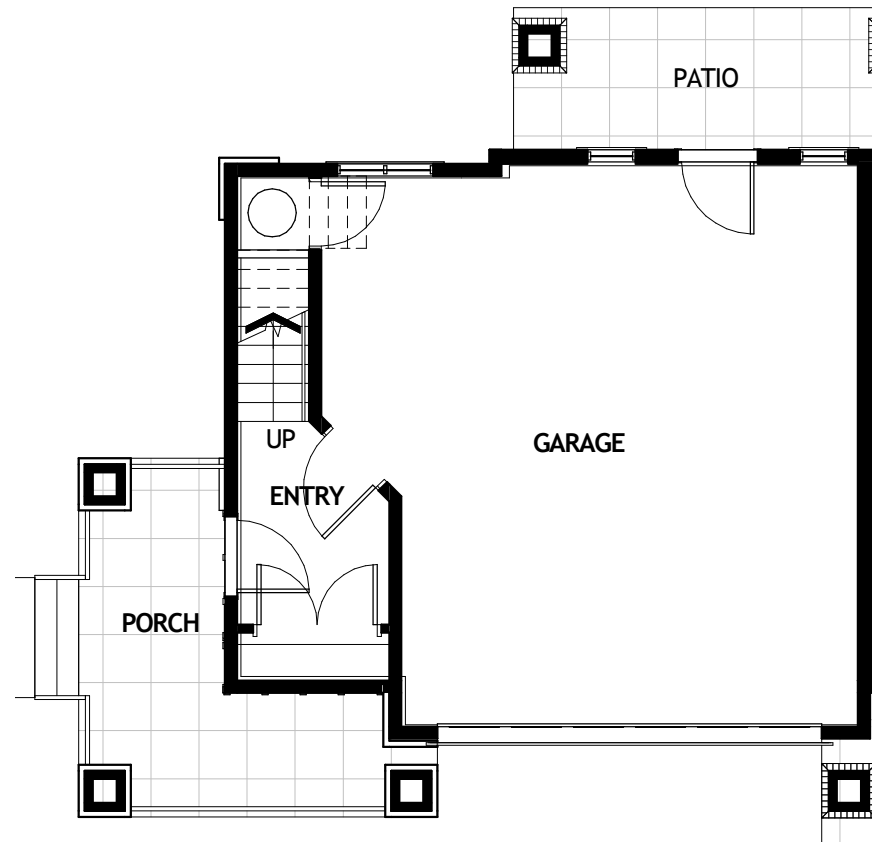
PLAN - B

3 BED + DEN:

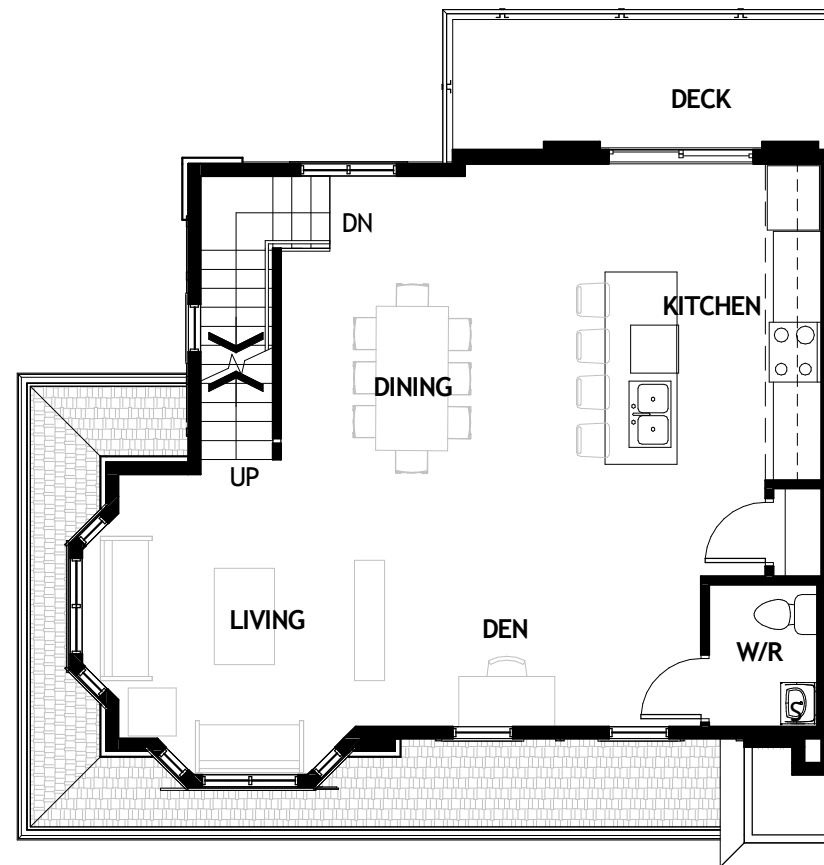
OF THIS UNIT - 1 UNITS (UNIT #01)

TOTAL FINISHED AREA = 1,522 S.F.

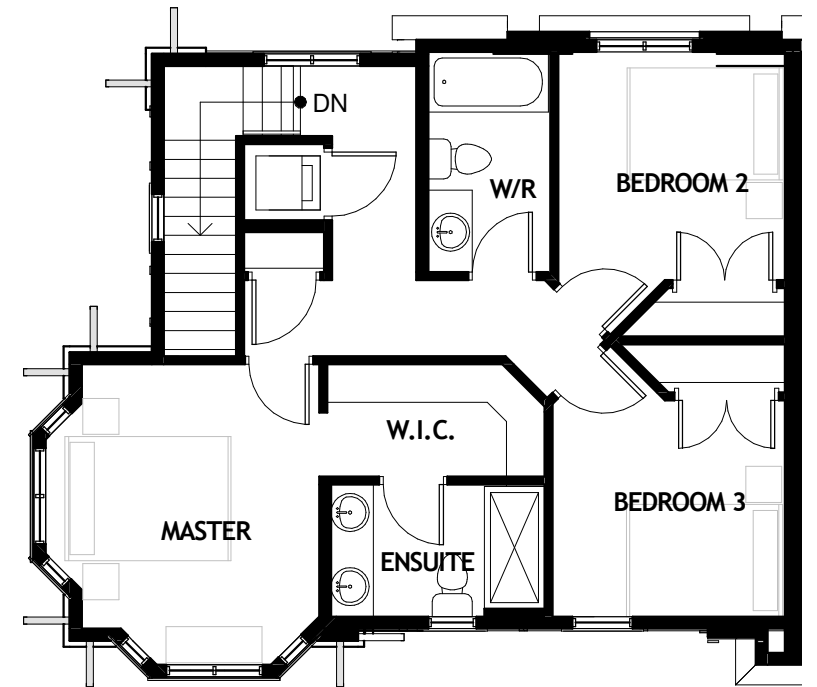
GARAGE AREA = 511 S.F.



1st Floor:



2nd Floor:



3rd Floor:

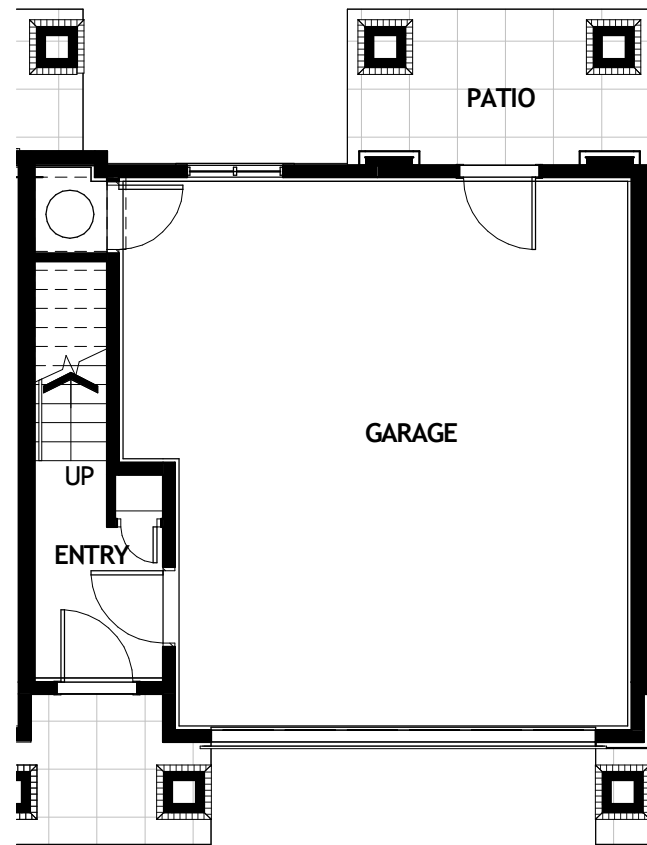
PLAN - C1

3 BED:

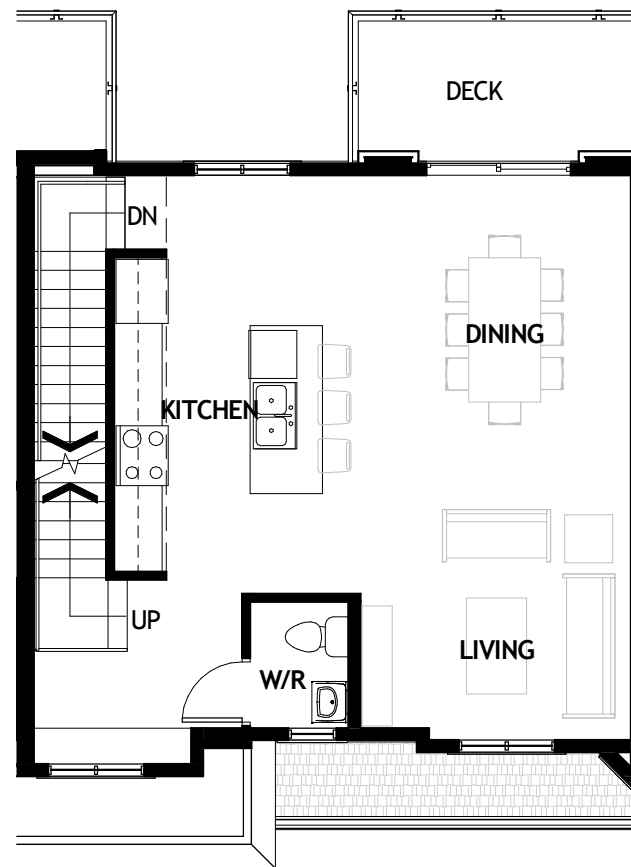
OF THIS UNIT - 3 UNITS (UNIT #02, 14 & 20)

TOTAL FINISHED AREA = 1,353 S.F.

GARAGE AREA = 500 S.F.



1st Floor:



2nd Floor:



3rd Floor:

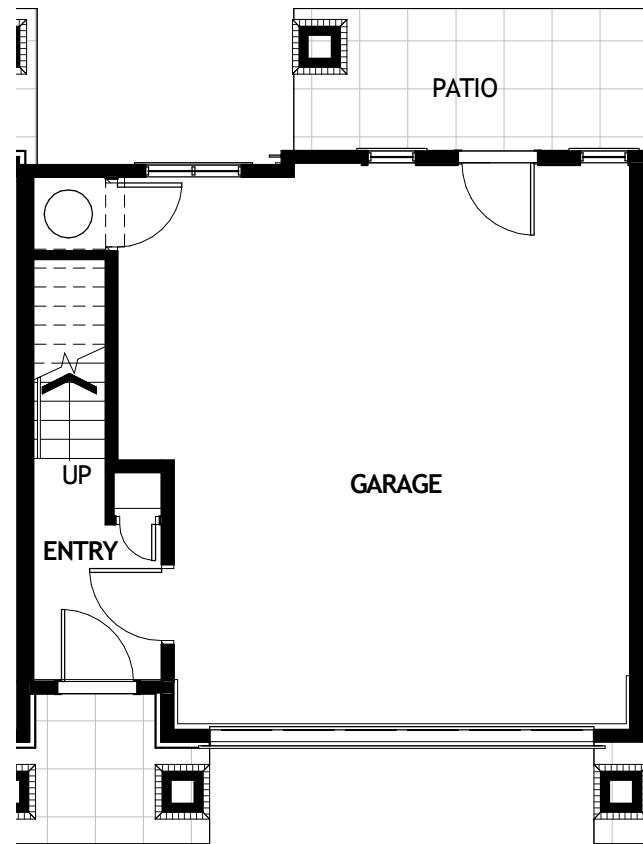
PLAN - C2

3 BED + DEN:

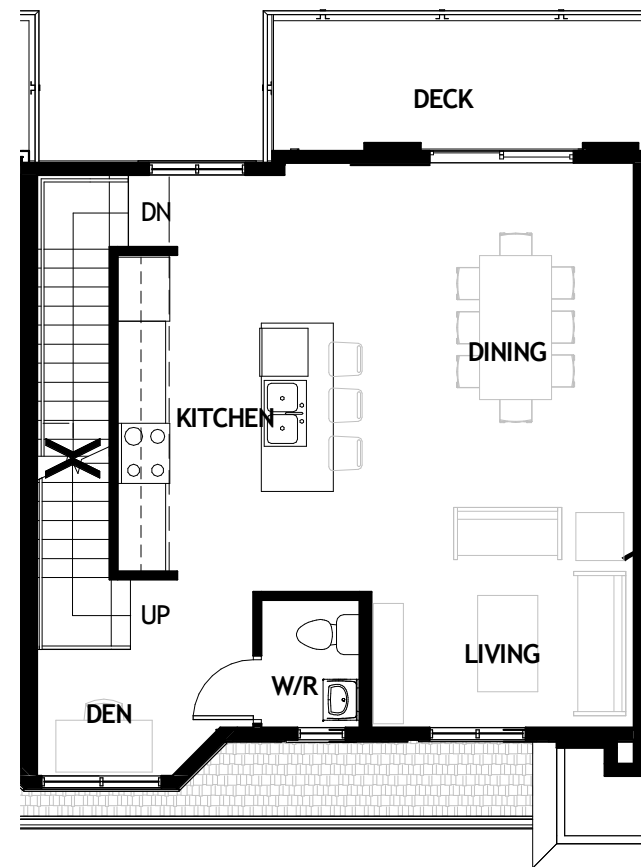
OF THIS UNIT - 3 UNITS (UNIT #03, 13 & 19)

TOTAL FINISHED AREA = 1,352 S.F.

GARAGE AREA = 500 S.F.



1st Floor:



2nd Floor:



3rd Floor:

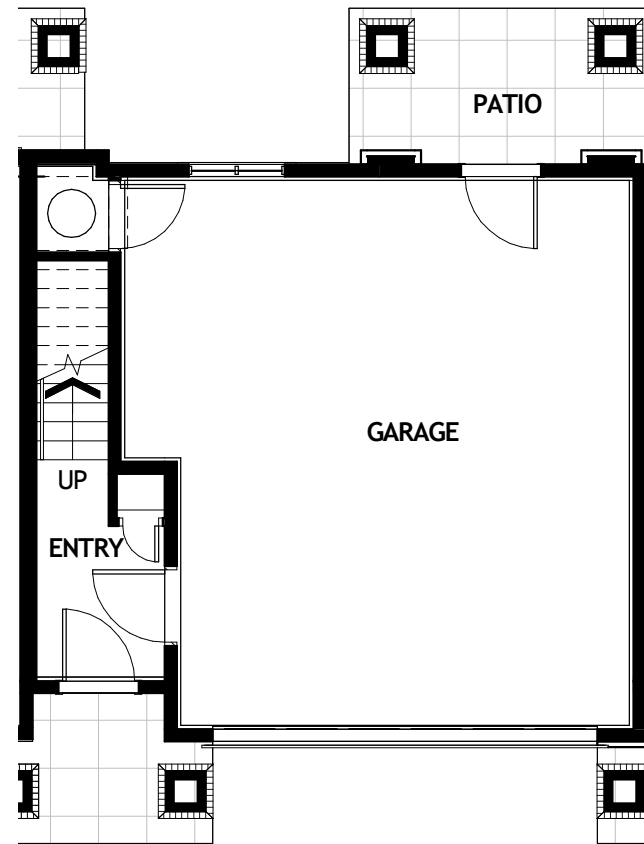
PLAN - C3

3 BED:

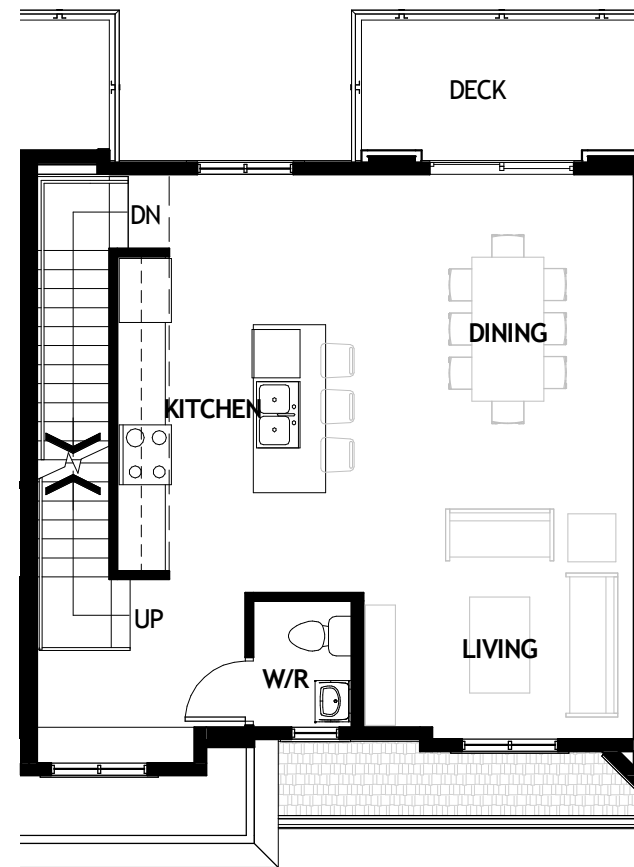
OF THIS UNIT - 4 UNITS (UNIT #04, 08, 12 & 18)

TOTAL FINISHED AREA = 1,352 S.F.

GARAGE AREA = 500 S.F.



1st Floor:



2nd Floor:



3rd Floor:

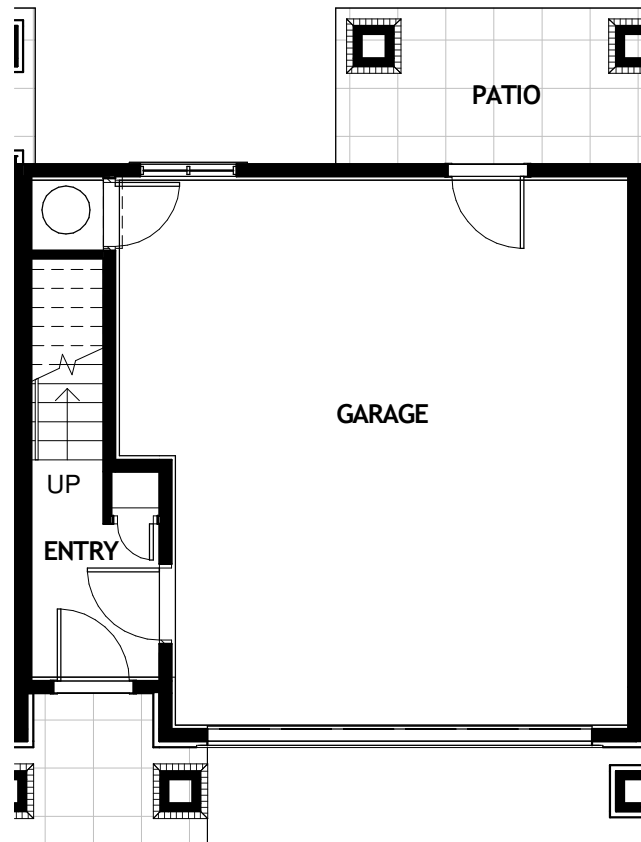
PLAN - C4

3 BED + DEN:

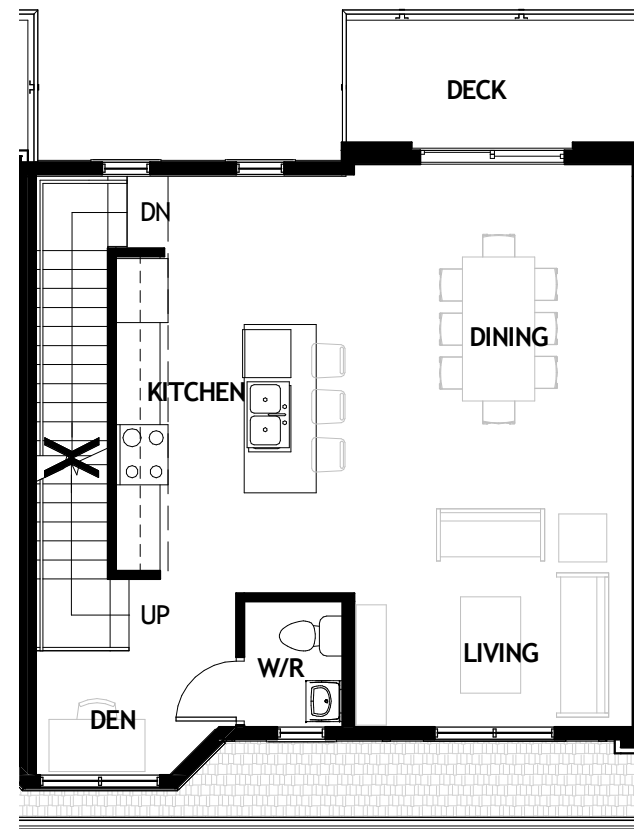
OF THIS UNIT - 3 UNITS (UNIT #05, 09 & 17)

TOTAL FINISHED AREA = 1,352 S.F.

GARAGE AREA = 500 S.F.



1st Floor:



2nd Floor:



3rd Floor:

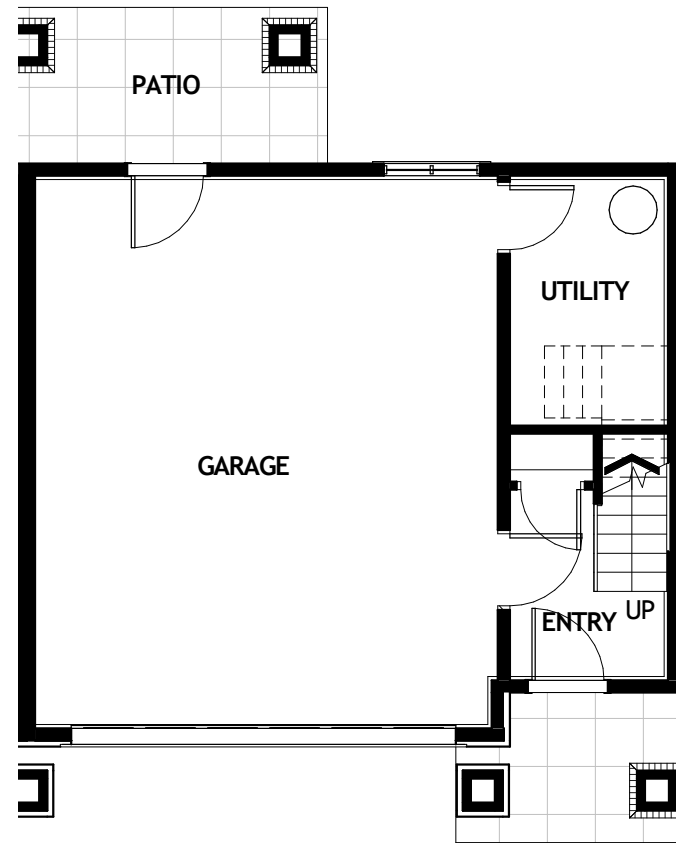
PLAN - D1

3 BED + DEN:

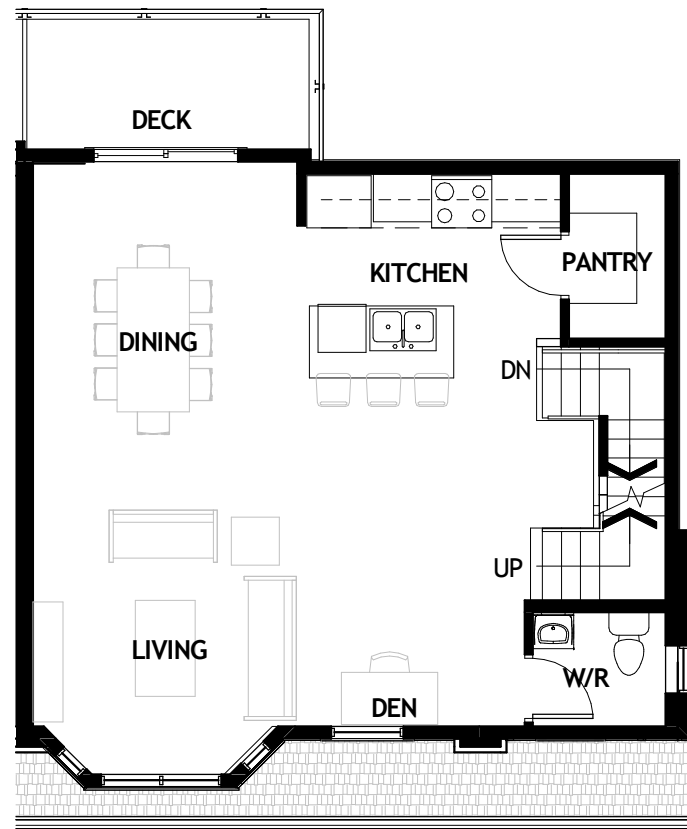
OF THIS UNIT - 3 UNITS (UNIT #06, 10 & 11)

TOTAL FINISHED AREA = 1,415 S.F.

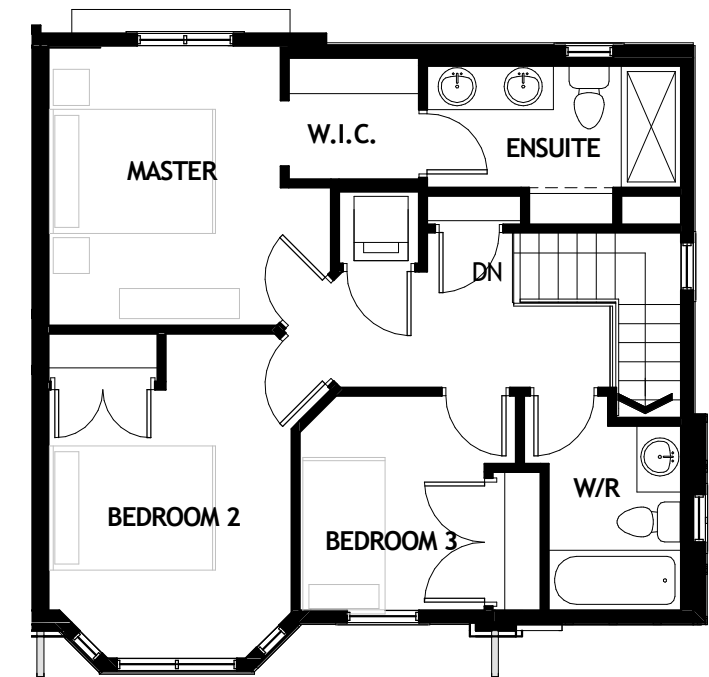
GARAGE AREA = 557 S.F.



1st Floor:



2nd Floor:



3rd Floor:

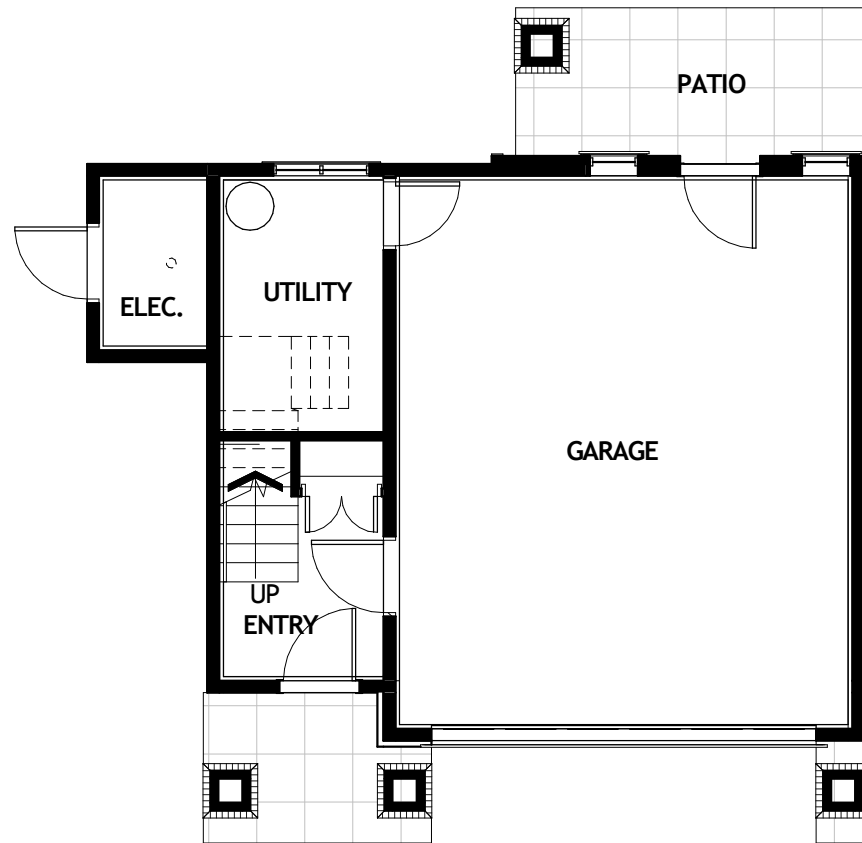
PLAN - D2

3 BED + DEN:

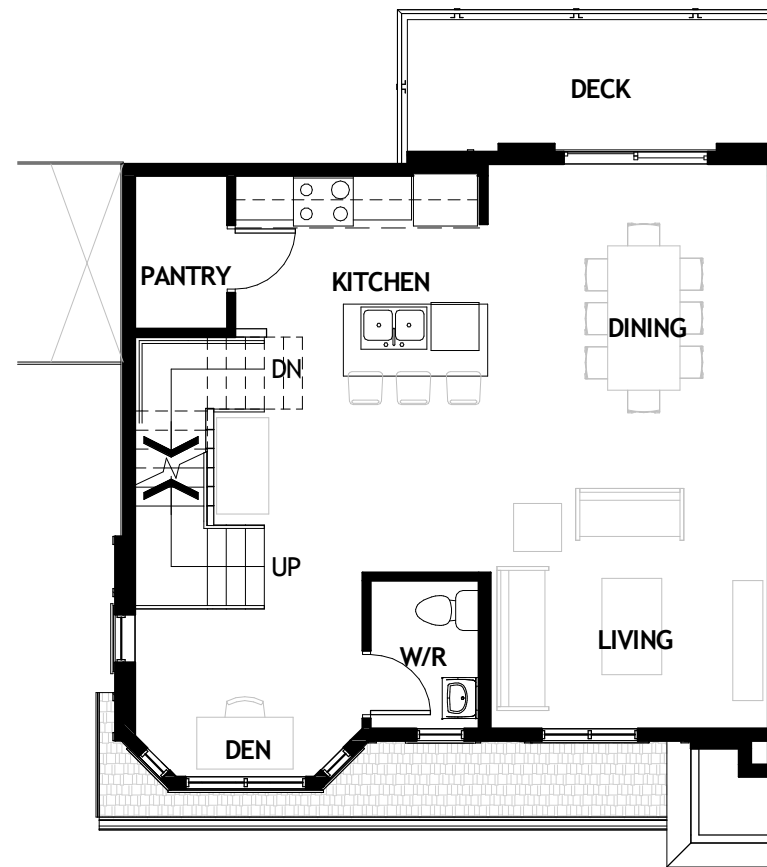
OF THIS UNIT - 2 UNITS (UNIT #07 & 15)

TOTAL FINISHED AREA = 1,415 S.F.

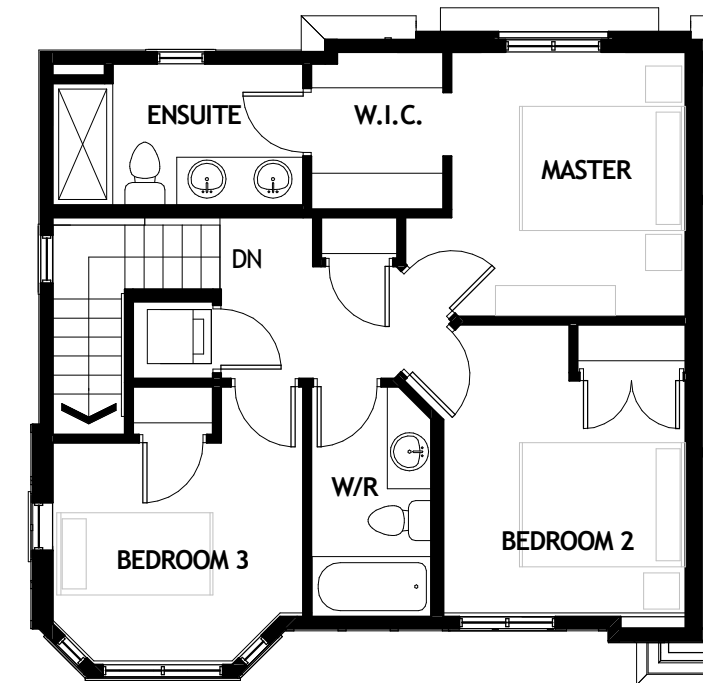
GARAGE AREA = 557 S.F.



1st Floor:



2nd Floor:



3rd Floor:

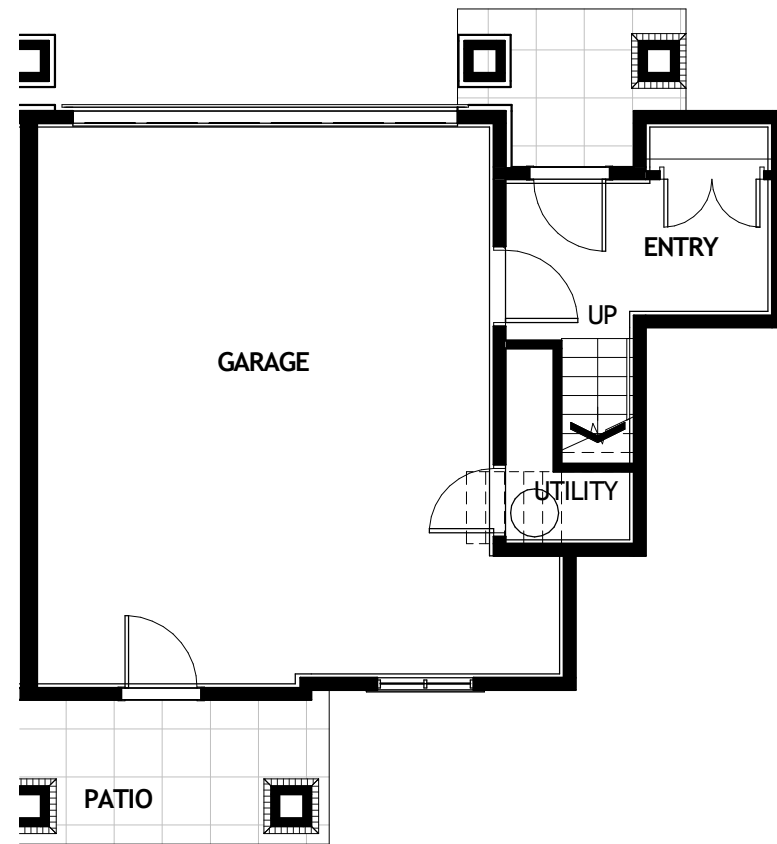
PLAN - E

3 BED + DEN:

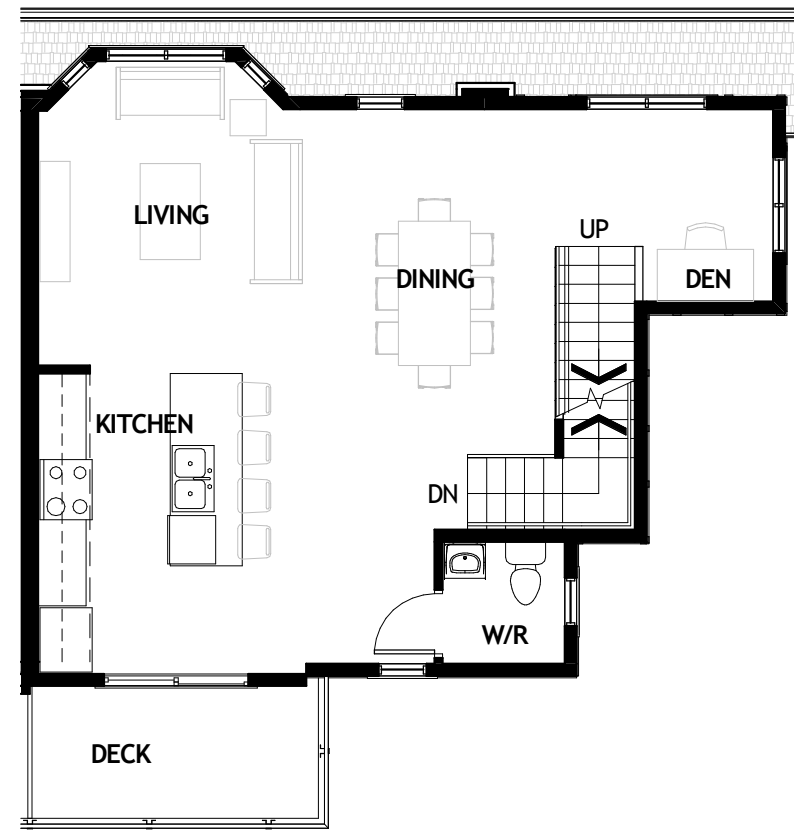
OF THIS UNIT - 1 UNITS (UNIT #16)

TOTAL FINISHED AREA = 1,415 S.F.

GARAGE AREA = 557 S.F.



1st Floor:









2nd Floor:




3rd Floor:

TILE

Location	Product	Size	Link	Install Instructions	Manufacturer	Finish	Image	Grout Col. (Custom Grout)
Kitchen Backsplash	QT.CH.TGR.0306.BR	3" x 6"	http://www.olympiatile.com/product/series/121/chess_series	Installed in horizontal brick format	Olympia	Glazed - Tender grey		#386 Oyster Gray
Powder room floor	DV.TL.LGR.1224	12" x 24"	http://www.olympiatile.com/product/series/785/timeless	Installed stacked. 24" side parallel to vanity.	Olympia	Polished - Light Grey		#386 Oyster Gray
Bathroom floor - Master	Jupiter. Col: Perla PM.JT.PRL.1224	12" x 24"	http://www.olympiatile.com/product/series/749/jupiter_series	Installed in brick format (staggered 50%) 24" side parallel to vanity.	Olympia	Matte		#386 Oyster Gray
Bathroom Showerwalls - Master	FO.RM.STT.1030	10" x 30"	http://www.olympiatile.com/product/series/806/roma#4081-statuario	Installed vertically stacked	Olympia	Matte - Statuario		#11 Snow White
Bathroom floor - Guest bath	OV.ET.MGR.1224MT	12" x 24"	http://www.olympiatile.com/product/series/865/eterna#5644-medium_grey	Installed in brick format (staggered 50%) 24" side parallel to vanity.	Olympia	Matte - Medium grey		#185 New Taupe
Bathroom Showerwalls - Guest bath	OV.ET.WHT.1224PL	12" x 24"	http://www.olympiatile.com/product/series/865/eterna#5647-carrara_white	Installed in brick format (staggered 50%) Horizontal.	Olympia	Polished - Carrara white		#11 Snow White





COUNTERTOP

Location	Product	Size	Link	Install Instructions	Manufacturer	Finish	Image	
All counters	TCE 1219	1.25" x 118" x 63"	http://tcestone.com/?page_id=299	Square edge. 1" overhang.	TCE (105-2771 Viscount Way Richmond, BC V6V 2X4)	Polished		

Interior and Exterior Door Hardware Specifications - Langley Townhome
Dec 1st 2017



PAINT - Interior




Location	Colour	Link	Install Instructions	Manufacturer	Finish	Image
All walls except bedrooms	2112-70 American white	https://www.benjaminmoore.com/en-ca/colour-overview/find-your-colour/colour/2112-70/american-	All walls except specified feature walls	Benjamin Moore	Eggshell	
All bedrooms	2111-60 Barren Plain	https://www.benjaminmoore.com/en-ca/colour-overview/find-your-colour/colour/2111-60/barren-plain?color=2111-60	Bedrooms only	Benjamin Moore	Eggshell	
Ceilings throughout	CC-30 Oxford White	https://www.benjaminmoore.com/en-ca/colour-overview/find-your-colour/colour/cc-30/oxford-white?color=CC-30	Ceilings	Benjamin Moore	Eggshell	
Trim	CC-30 Oxford White	https://www.benjaminmoore.com/en-ca/colour-overview/find-your-colour/colour/cc-30/oxford-white?color=CC-31	Trim	Benjamin Moore	Semi gloss	

Interior and Exterior Door Hardware Specifications - Langley Townhome
Dec 1st 2017





Location Tag	Colour	Link	Install Instructions	Manufacturer	Image
#2 - (To replace hardie plank colour 'Iron Grey')	CC-548 Asphalt	https://www.benjaminmoore.com/en-ca/colour-overview/find-your-colour/colour/cc-548/asphalt?color=CC-548	* See tag for #2 on architects elevation	Benjamin Moore	
#3 - (To replace hardie plank colour 'Boothbay Blue')	CC - 720 Night Train	https://www.benjaminmoore.com/en-ca/colour-overview/find-your-colour/colour/cc-720/night-train?color=CC-720	* See tag for #3 on architects elevation	Benjamin Moore	
#4 - (To replace hardie plank colour 'Light Mist')	OC-15 Baby Fawn	https://www.benjaminmoore.com/en-us/color-overview/find-your-color/color/OC-15/baby-fawn?color=OC-15	* See tag for #4 on architects elevation	Benjamin Moore	
#5 - (To replace hardie plank colour 'Iron Grey')	CC-548 Asphalt	https://www.benjaminmoore.com/en-ca/colour-overview/find-your-colour/colour/cc-548/asphalt?color=CC-548	* See tag for #5 on architects elevation	Benjamin Moore	
#6 - (To replace hardie plank colour 'Boothbay Blue')	CC - 720 Night Train	https://www.benjaminmoore.com/en-ca/colour-overview/find-your-colour/colour/cc-720/night-train?color=CC-720	* See tag for #6 on architects elevation	Benjamin Moore	

#7 - (To replace hardie plank colour 'Light Mist')	OC-15 Baby Fawn	https://www.benjaminmoore.com/en-us/color-overview/find-your-color/color/OC-15/baby-fawn?color=OC-15	* See tag for #7 on architects elevation	Benjamin Moore	
#9 - (To replace hardie plank colour 'Arctic White')	CC-30 Oxford White	https://www.benjaminmoore.com/en-ca/colour-overview/find-your-colour/color/cc-30/oxford-white?color=CC-31	* See tag for #9 on architects elevation	Benjamin Moore	
#10 - (To replace hardie plank colour 'Boothbay Blue')	CC - 720 Night Train	https://www.benjaminmoore.com/en-ca/colour-overview/find-your-colour/color/cc-720/night-train?color=CC-720	* See tag for #10 on architects elevation	Benjamin Moore	
#11 - (To replace hardie plank colour 'Arctic White')	CC-30 Oxford White	https://www.benjaminmoore.com/en-ca/colour-overview/find-your-colour/color/cc-30/oxford-white?color=CC-31	* See tag for #11 on architects elevation	Benjamin Moore	
#12 - (To replace hardie plank colour 'Iron Grey')	CC-548 Asphalt	https://www.benjaminmoore.com/en-ca/colour-overview/find-your-colour/color/cc-548/asphalt?color=CC-548	* See tag for #12 on architects elevation	Benjamin Moore	
#13 - (To replace hardie plank colour 'Boothbay Blue')	CC - 720 Night Train	https://www.benjaminmoore.com/en-ca/colour-overview/find-your-colour/color/cc-720/night-train?color=CC-720	* See tag for #13 on architects elevation	Benjamin Moore	

#14 - (To replace hardie plank colour 'Light Mist')	OC-15 Baby Fawn	https://www.benjaminmoore.com/en-us/color-overview/find-your-color/color/OC-15/baby-fawn?color=OC-15	* See tag for #14 on architects elevation	Benjamin Moore	
#15 - (To replace hardie plank colour 'Arctic White')	CC-30 Oxford White	https://www.benjaminmoore.com/en-ca/colour-overview/find-your-colour/colour/cc-30/oxford-white?color=CC-31	* See tag for #15 on architects elevation	Benjamin Moore	
#16 - (To replace hardie plank colour 'Arctic White')	CC-30 Oxford White	https://www.benjaminmoore.com/en-ca/colour-overview/find-your-colour/colour/cc-30/oxford-white?color=CC-31	* See tag for #16 on architects elevation	Benjamin Moore	



Interior and Exterior Door Hardware Specifications - Langley Townhome
 Dec 1st 2017



Location	Product	Size	Colour	Style	Manufacturer	Image
Main kitchen/Master Bath/Guest Bath/Powder rm	Shaker doors	2.5" shaker	Oxford White CC-30 25% sheen	Shaker style	Benjamin Moore	
Kitchen Island	KMD8077		Hemlocks Grey	Slab door	Edgewood	

Interior and Exterior Door Hardware Specifications - Langley Townhome
Dec 1st 2017












Location	Product	Size	Colour	Manufacturer	Image	Retail pricing
Laminate Flooring	Toucan TF6020	7.75"	TF6020	Toucan		
Carpet	Harbour Field	N/A	102 Cloud	Shaw		

Interior and Exterior Door Hardware Specifications - Langley Townhome
Dec 1st 2017



UNIT A




Legend code	Location	Product	Size	Link	Manufacturer	Finish	Image
A1	Suite corridor Lighting	L646130WH	7-3/8"D x 1-1/4"H	http://www.galaxy-lighting.com/item.aspx?item=29839	Galaxy	White	
L1	Living room ceiling light	FM7920-BG	D20" x H5"	http://kuzcolighting.com/product_info.php?cPath=21&products_id=1431&osCsId=6d6c145a7f72af40fabd0653baafd5e2	Kuzco	Beige	
T1/A1	Bedroom fixture/Den area fixture	612394CH	15-1/4"D x 4-1/8"H	http://www.galaxy-lighting.com/item.aspx?item=24632	Galaxy	Polished Chrome	
T1	Walk through closet	612392CH	12" x 3.5"	http://www.galaxy-lighting.com/item.aspx?item=24631	Galaxy	Polished Chrome	
D1	Dining Fixture (Run East to West)	DVP26202	W=41 3/8" D=9" H=17 1/8" OA=17 1/2"-32 1/8"	http://www.dvcanada.com/feature_product.php?id=1429#	DVI	Chrome	
B	Larger bathroom	701203	L = 18.5" W = 4.75" H = 5.75"	http://kuzcolighting.com/product_info.php?cPath=22&products_id=617&osCsId=725437a2dc0b6c28b948af509032c4a8	Kuzco	Polished Chrome	


B	All bathrooms (except larger bathroom)	701202	W13" x H6-1/2" x E5-1/2"	http://kuzcolighting.com/product_info.php?cPath=22&products_id=616&osCsid=43eb0ea1d0c0eb624c345b8fbff5a2d	Kuzco	Polished Chrome	
G	Suite exterior wall light	305562SA	11-1/8"W x 6-1/2"H x 5-1/2"E	http://www.galaxy-lighting.com/item.aspx?item=14366	Galaxy	Cast aluminium	
M1	Understairs /Hotwater/Utility RM	305014WH	4-3/4"W x 8-3/8"H x 4"E	http://ebhdirect.com/default.aspx?page=item+detail&itemcode=305014WH#.WTWsSWjysdU	Galaxy	White	
P	Garage interior - Keyless	Bare bulb					

Interior and Exterior Door Hardware Specifications - Langley Townhome
Dec 1st 2017



UNIT B/C1/C2/E








Legend code	Location	Product	Size	Link	Manufacturer	Finish	Image
A1	Suite corridor Lighting	L646130WH	7-3/8"D x 1-1/4"H	http://www.galaxy-lighting.com/item.aspx?item=29839	Galaxy	White	
L1	Living room ceiling light	FM7920-BG	D20" x H5"	http://kuzcolighting.com/product_info.php?cPath=21&products_id=1431&osCsId=6d6c145a7f72af40fabd0653baafd5e2	Kuzco	Beige	
T1/A1	Bedroom fixture/Den area fixture	612394CH	15-1/4"D x 4-1/8"H	http://www.galaxy-lighting.com/item.aspx?item=24632	Galaxy	Polished Chrome	
T1	Walk through closet	612392CH	12" x 3.5"	http://www.galaxy-lighting.com/item.aspx?item=24631	Galaxy	Polished Chrome	
D1	Dining Fixture (Run North to South)	DVP26202	W=41 3/8" D=9" H=17 1/2" OA=17 1/2"-32 1/2"	http://www.dvcanada.com/feature_product.php?id=1429#	DVI	Chrome	
B	All bathrooms	701202	W13" x H6-1/2" x E5-1/2"	http://kuzcolighting.com/product_info.php?cPath=22&products_id=616&osCsId=43eb0ea1d0c0eb624c345b8fbff5a2d	Kuzco	Polished Chrome	
G	Suite exterior wall light	305562SA	11-1/8"W x 6-1/2"H x 5-1/2"E	http://www.galaxy-lighting.com/item.aspx?item=14366	Galaxy	Cast aluminium	

M1	Understairs /Hotwater/Utility RM	305014WH	4-3/4"W x 8- 3/8"H x 4"E	http://ebhdirect.com/default.aspx?page=item+detail&itemcode=305014WH#.WTWsSWjysdU	Galaxy	White	
P	Garage interior - Keyless	Bare bulb					

Interior and Exterior Door Hardware Specifications - Langley Townhome
Dec 1st 2017







UNIT D1/D2

Legend code	Location	Product	Size	Link	Manufacturer	Finish	Image
A1	Suite corridor Lighting	L646130WH	7-3/8"D x 1-1/4"H	http://www.galaxy-lighting.com/item.aspx?item=29839	Galaxy	White	
L1	Living room ceiling light	FM7920-BG	D20" x H5"	http://kuzcolighting.com/product_info.php?cPath=21&products_id=1431&osCsid=6d6c145a7f72af40fabd0653baafd5e2	Kuzco	Beige	
T1/A1	Bedroom fixture/Den area fixture	612394CH	15-1/4"D x 4-1/8"H	http://www.galaxy-lighting.com/item.aspx?item=24632	Galaxy	Polished Chrome	
M1/T1	Pantry /Walk through closet	612392CH	12" x 3.5"	http://www.galaxy-lighting.com/item.aspx?item=24631	Galaxy	Polished Chrome	
D1	Dining Fixture (Run North to South)	DVP26202	W=41 3/8" D=9" H=17 3/8" OA=17 3/8"-32 1/2"	http://www.dvcanada.com/feature_product.php?id=1429#	DVI	Chrome	
B	All bathrooms	701202	W13" x H6-1/2" x E5-1/2"	http://kuzcolighting.com/product_info.php?cPath=22&products_id=616&osCsid=43eb0ea1d0c0eb624c345b8ffbf5a2d	Kuzco	Polished Chrome	
G	Suite exterior wall light	305562SA	11-1/8"W x 6-1/2"H x 5-1/2"E	http://www.galaxy-lighting.com/item.aspx?item=14366	Galaxy	Cast aluminium	

M1	Understairs /Hotwater/Utility RM	305014WH	4-3/4"W x 8- 3/8"H x 4"E	http://ebhdirect.com/default.aspx?page=item+detail&itemcode=305014WH#.WTWsSWjysdU	Galaxy	White	
P	Garage interior - Keyless	Bare bulb					





Interior and Exterior Door Hardware Specifications - Langley Townhome
Dec 1st 2017





Location	Product	Size	Link	Manufacturer	Finish	Image	Est. Trade cost
Kitchen drawers - *24"W and smaller Kitchen doors - vertically placed on doors	9322-160-PC	160mm (6.3")	https://www.marathonhardware.com/product/decorative-hardware/pulls/decorative-handles-9322/pull-160mm-polished-chrome/9322-160-PC	Marathon Hardware	Polished Chrome		\$4.48
Kitchen drawers- *larger than 24"W	9322-192-PC	192mm (7.5")	http://www.marathonhardware.com/product/decorative-hardware/pulls/decorative-handles-9322/pull-192mm-polished-chrome/9322-192-PC	Marathon Hardware	Polished Chrome		\$5.07
Bathrooms - Vertically on doors,	9322-160-PC	160mm (6.3")	https://www.marathonhardware.com/product/decorative-hardware/pulls/decorative-handles-9322/pull-160mm-polished-chrome/9322-160-PC	Marathon Hardware	Polished Chrome		\$4.48
Bathrooms - Small central drawers	9783-PC	31mm (1.2")	http://www.marathonhardware.com/product/decorative-hardware/knobs/decorative-knobs-9783/knob-31mm-polished-chrome/9783-PC	Marathon Hardware	Polished Chrome		

Interior and Exterior Door Hardware Specifications - Langley Townhome
Dec 1st 2017



Location	Product	Notes	Link	Manufacturer	Finish	Image	Est. Trade cost
Interior Door Hardware	Linea Lever with SQUARE ROSETTE	Comes in passage, dummy and privacy sets. Please apply the required application to the applicable door style *See door schedule for references	http://dorex.com/en/node/108	Dorex	Satin nickel		TBC
Closet Bifold doors	9783-PC		https://www.marathonhardware.com/product/decorative-hardware/knobs/decorative-knobs-9783/knob-31mm-polished-chrome/9783-PC	Marathon Hardware	Polished Chrome		\$3.40
Main Entry exterior side	Capri Signature handleset	*Confirm that this style of hardware is applicable to the exterior door ordered.	http://www.dorex.com/en/node/82	Dorex	Satin Nickel		TBC
Main Entry Interior side	Linea Lever with SQUARE ROSETTE	Passage set	http://dorex.com/en/node/108	Dorex	Satin nickel		TBC

Garage entry	Linea Lever with SQUARE ROSETTE. GX1a Deadbolt	Passage set with Deadbolt	Lever: http://dorex.com/en/node/108 Deadbolt: http://www.dorex.com/en/node/45	Dorex	Satin Nickel		TBC
OR							
Main Entry exterior side AND Garage entry	Linea style with SQUARE ROSETTE Moritse lockset (45 entrance) 49.0 / 21.2	Architects specifications require "lockset - inside always open, outside locked - unlock with key." If this is to be adhered to it should require this style of lock. Please confirm with contractor.	http://dorex.com/sites/default/files/02010_%28EN%29_8.pdf	Dorex			TBC

Here's an offer to move you.



As a welcome to your new home,
enjoy 1 year of home services for \$0.



+



+



PLUS, ask about
our TELUS Mobility
offers too!



\$0

Internet

\$0

Optik TV®

\$0

Home Phone

Call **1-866-667-9749** or visit **telus.com/newhome**

 **TELUS**

the future is friendly®

*Offer available until June 30, 2018 to residential customers. Offer includes Internet 15, Optik TV Essentials + 2 theme packs, and Home Phone Lite. Cannot be combined with other promotional offers. Offer valid for first subscribing occupant of unit only and is not transferable to a new residence. Regular prices apply at the end of the promotional period. The Essentials is required for all Optik TV subscriptions. TELUS reserves the right to modify channel lineups and packaging, and regular pricing, without notice. HDTV-input-equipped television required to watch HD. Minimum system requirements apply. Final eligibility for the services will be determined by a TELUS representative. Other charges or fees may apply. TELUS owned equipment provided on a rental basis at no extra cost and must be returned to TELUS upon the cancellation of service, otherwise the replacement cost will be charged to the account. Not available in all areas. Internet access speed depends on location, usage within the home network, Internet traffic and server configurations. For a description of TELUS' network management practices please see telus.com/networkmanagement. Internet access is subject to usage limits; additional charges apply for exceeding the included data. TELUS Home Phone service terms and some restrictions apply; visit telus.com/serviceterms and telus.com/homephone for details. Customers in regulated areas, add an additional \$5 per month. 911 service charges and taxes are extra. Calls terminating in the 218 and 712 area codes and overseas calls terminating on a wireless phone or audio text facility may be subject to higher rates. All copyrights for images, artwork and trademarks are the property of their respective owners. TELUS, TELUS PureFibre, the TELUS logo, Optik TV and the future is friendly are trademarks of TELUS Corporation, used under licence. © 2018 TELUS. 18_00098.



JOIN A GROWING COMMUNITY!

ROSSBRIN TOWNHOMES

20723 Fraser Highway, Langley



Stacey Thorson

APPLY
NOW!

- Fast Turnaround
- 120 Day Rate Holds
- BC Home Owners Grant
- Guidance throughout the process
- Convenient methods of applying
- Mortgage Financing for Purchase



FINANCING PROVIDED BY: STACEY THORSON ~ FUTURITY FINANCIAL GROUP INC.~
604.816.0615 | www.staceythorson.com | stacey@staceythorson.com

STARTING AT \$605,000

Down Payment Options

	5.0%	10.0%	15.0%	20.0%
List Price:	\$605,000	\$605,000	\$605,000	\$605,000
Down Payment:	\$30,250	\$60,500	\$90,750	\$121,000
Mortgage Amount:	\$574,750	\$544,500	\$514,250	\$484,000
Mortgage Insurance Fee:	\$22,990	\$16,879	\$14,399	\$0
Total Mortgage & Insurance Fee:	\$597,740	\$561,379	\$528,649	\$484,000
Mortgage Payment:	\$2,766	\$2,514	\$2,368	\$2,168
Estimated Property Taxes:	\$0	\$0	\$0	\$0
Estimated Condo Fees:	\$251	\$251	\$251	\$251
Estimated Heat Cost:	\$75	\$75	\$75	\$75
Estimated Monthly Rental Income:	\$0	\$0	\$0	\$0
Estimated Total Monthly Shelter Expense:	\$3,092	\$2,840	\$2,694	\$2,494

Closing costs averaging 1.75% of the purchasing price may include the following: land transfer taxes, legal/notary fees, fire insurance, home inspection, compliance letter etc. Please contact your Real Estate Agent or your consultant for details and exemptions.



Pacific Home Warranty provides new home warranty insurance protection that meets or exceeds the requirements of the Homeowner Protection Act. Our home warranties are provided by leading national insurance companies. In addition, Pacific Home Warranty acts as the administrator to ensure that every policy is interpreted fairly.

WE'LL DO RIGHT BY YOU.



Pacific Home Warranty

211-15240 56 Ave, Surrey, BC V3S 5K7
P: 604.574.4776 • F: 604.574.4779
1.866.996.9776

PacificWarranty.com



Pacific HOME WARRANTY

KERR PROPERTIES



DOING
RIGHT
BY YOU



DOING
RIGHT
BY YOU

1 Year
Materials + Labour Warranty

2 Year
Mechanical Systems

5 Year
Envelope Coverage

10 Year
Structural Defect Warranty

\$100,000
Total Policy Limit Per Unit

Additional Living Expense
Coverage up to \$100/Day



The Progressive Foundation is a non-profit organization designed to build futures for families in the Dominican Republic.

We help impoverished families have a real chance at a great life. We focus on building safe homes for families who otherwise would be forced to live in dangerous slums all around the country. By building these houses, we are changing their lives forever, and offering a future where there is hope.

To learn how you can get involved, please visit
progressivefoundation.ca

MULTI
Family

PacificWarranty.com





Pacific Home Warranty is designed to specifically protect new home buyers. We represent excellence and can assure you that our builders have met high standards of accountability in the areas of finance, construction and customer satisfaction.



1 Year Materials + Labour Warranty

Homes enrolled in the Pacific program will be worry free in the first year as we warrant against defects (items that do not conform with warranty standards) in workmanship and materials that may occur during the first year after completion.

2 Year Mechanical Systems Warranty

In the second year our warranty extends to the crucial mechanical systems that keep the home comfortable. We provide coverage for any defect in materials and labour supplied for the gas, electrical, plumbing, heating, ventilation, and air conditioning delivery systems as well as the exterior cladding, caulking, windows and doors.

5 Year Building Envelope Warranty

Pacific Home Warranty includes coverage for the many elements that provide protection to what is called the “building envelope” for five years. Pacific Home Warranty warrants against water penetration and a number of other hazards that threaten the comfort and beauty of a new home.

10 Year Structural Defect Warranty

Pacific Home Warranty protects the very heart of the home’s structure for 10 full years. We cover any defect in materials and labour that results in a failure of the load bearing components of the home or the structural damage that might result from such a failure.



This document outlines the coverages for which you are eligible under the Pacific Home Warranty Program. It does not create nor confer any contractual or other rights. All rights with respect to coverages will be governed by the warranty certificates issued. Some conditions may apply.

\$100,000 Total Policy Limit

At Pacific Home Warranty, we offer total aggregate coverage with a limit of \$100,000. We believe our builders are the best in the industry and we back them with the highest level of consumer protection, helping the homebuyer get a good night’s sleep.

Additional Living Expense Coverage up to \$100/Day

Our warranty will ensure families have a place to live if they have to move out of their home because of a structural defect. We will reimburse reasonable expenses incurred for hotel rooms while the home is unlivable up to \$100 per day.

FOR INFO PACIFICWARRANTY.COM
866.996.9776
 CALL US, WE’LL ANSWER



DOING RIGHT BY YOU

